

DELHI TRANSCO LIMITED

(A Govt. of NCT of Delhi Undertaking)

Regd. Office: - Shakti Sadan, Kotla Marg, New Delhi-110002

Corporate Identification Number (CIN) - U40103DL2001SGC111529

Telephone no-23235380- Tele-fax: - 23238064, Website – www.dtl.gov.in

No. F.42/DTL/402/CS/2016-17/49

Date: 28nd April, 2016

Mr. P. D. Agarwal,
Deputy General Manager and Compliance Officer,
IFCI Limited, IFCI Tower,
61, Nehru Place,
New Delhi

Dear Sir,

Please find enclosed herewith Quarterly Report for the period ending March 31, 2016.
We also confirm that:-

1. There is no major change in the composition of Board of Directors, which may amount to change in control as defined in SEBI (Substantial Acquisition of Shares and Takeovers) Regulations, 2011,
2. Delhi Transco Limited has complied with the provisions of Companies Act, 2013, the Listing Agreement as well as the provisions of the Trust deed,
3. Delhi Transco Limited has not received any complaint during the period ending 31st March, 2016. There are also no pendencies of any complaints; and
4. There are no outstanding litigations, which would materially affect interest of the Debenture holders.

Thanking you,

Yours faithfully,
For Delhi Transco Limited



(P.K. Mallik)
Executive Director (C.G.)
& Company Secretary

Encl: As above



DELHI TRANSCO LIMITED
(A Govt. of NCT of Delhi Undertaking)
(Shakti Sadan, Kotla Road)
New Delhi 110002

No: F.DTL/310/A.M (F)/C.A/16-17/01

Dated: 21.03.2016

Asst. Company Secretary
Shakti Sadan
Delhi

Quarterly Report for the period ended 31.03.2016 for IFCI (Debenture Trustee)

1. The previous due date for the payment of interest and that all interest/principal due till date has been paid to Debenture holder:
Due date of payment of interest are 2nd September and 2nd March every year.
Interest was paid on time (Dated-March 2, 2016)
Principal was paid on time (Dated-March 2, 2016)
2. The Next due date for payment of Interest /principal and the same would be paid on due date:
The next due date for payment of interest is 2nd September 2016.
The next due date for payment of principal is 2nd March 2017.
3. Creation of Debenture Redemption Reserve as stipulated in the Debenture Trust Deed/Companies Act duly supported by Auditor's Certificate. and certificate of compliance with SEBI Circular No.4/2013
Debenture (Bonds) Redemption Reserve: In terms of section 71(4) of companies Act 2013 and the SEBI Guidelines, the company is creating Debenture (Bonds) Redemption Reserve amounting to Rs.2000 lakhs (Previous year Rs.2000 lakhs) out of each year's profits being 50% of the amount of Bonds over the period of 5 years i.e., before the commencement of the Redemption of the Bonds. (Closing Balance of DRR as on 31/03/2015 is Rs.100 Cr.)
4. Payment of interest up to the last due date.
Interest paid up to the due date i.e 2nd March 2016.
5. Status of redemption of Debentures on due date, if any
Redemption of Debenture within the due time.
6. The Properties secured for the Debentures are adequately insured and policies are in the joint names of the trustees. (Note: In adherence

P. K. M. NIK
ED (CG) & CS
DELHI TRANSCO LIMITED
(A Govt. of NCT of Delhi Undertaking)
Shakti Sadan, Kotla Marg
New Delhi-110002

V. K. Singh
AM(A)-CA

to the Trust Deed, Kindly provide us with the original Insurance Policy with Original Renewals,if any)

Currently we are maintaining insurance reserve of .10% of GFA from the annual profit of the company.

7. In case of default (Principal and Interest), number of installments defaulted as on March 31,2016 with amount overdue.
No default reported.
8. A Statement that the assets of the body corporate which are available by way of security are sufficient to discharge the claims of the debenture holders as and when they become due (Asset Cover Ratio).

Compliance Certificate for period ended 30.09.2015 is attached.(Annexure-A)

Finalization of accounts for period ended 31.03.2016 (FY 2015-16) is in progress.

9. Cash flows of the company are adequate for payment of interest and redemption of principal with details thereof.

The requirement of cash funds for the payment of interest and redemption of principal is being met out of the internal accruals of the company and any deficit in this account shall be met out from the additional loan from bank in the nature of cash credit/working capital

10. Repayment Schedule

Annexure-B

11. Credit Rating assigned to the Debentures at present along with the certified true copy of the latest Credit Rating Letter in regards to the issue.

Annexure-C-Crisil-BBB+/Negative

Annexure-D-India Rating (Fitch)-A+(Ind)

The above credit ratings are the latest conducted by the agencies and are also available on their respective websites.

For Submission to IFCI limited.

P. K. Mallik
P. K. MALLIK
ED (CG) & CS
DELHI TRANSCO LIMITED
(A Govt. of NCT of Delhi Undertaking)
Shakti Garden, Kotle Marg
New Delhi-110002

Vikas Mangla
(Vikas Mangla)
AM(F), Central Accounts

CA

Bhushan Bensal Jain Associates
CHARTERED ACCOUNTANTS

46-48/21, DARYA GANJ,
NEW DELHI - 110002.
Phones : 23261054,
Fax : 23252876

E-mail: bbjassociates_rb@yahoo.co.in
bbjassociates83@gmail.com

To Whomsoever it May Concern

This is to certify that the M/S Delhi Transco Limited has created debenture redemption reserve in terms of requirement of section 71 (4) of the Companies Act, 2013 and SEBI Guidelines and is regularly contributing to the same and there are no outstanding dues against the debenture holders/debenture trustee in connection with debenture issued (₹ 20,000 Lakhs) by company as on date.

Security available for IFCI as debenture trustee

Position as on 30/09/2015

Outstanding Loans/Bonds

		₹.in Lakhs
Name of Bank/Institution	Facility (Bonds/Loans)	Amount Outstanding
9.5% Bonds	Bonds (Secured by Pari Passu charge over assets of the company.)	₹ 20,000.00
Allahabad Bank	Term Loans (Secured by Pari Passu charge over assets of the company.)	₹ 42,493.06
State Bank of India	Term Loans (Secured by Pari Passu charge over assets of the company.)	₹ 38,218.90
Government of NCT of Delhi	Unsecured Loans	₹ 94,247.73
Delhi Power Company Ltd.	Unsecured Loans	₹ 20,000.00
Allahabad Bank	Working Capital Loan (Secured against Current Assets of the Company)	₹ 7,500.00
Total		₹ 2,22,459.69



Chit
P. K. MALLIK
ED (CG) & CS
DELHI TRANSCO LIMITED
(A Govt. of NCT of Delhi Undertaking)
Shakti Sadan, Kotla Marg
New Delhi-110002

Fixed Assets:

Particulars	Net value in the Books	₹.in Lakhs	
		Available to Bond Holders	Available to Others
Assets (220 KV Sector 19 Rohini 400 KV Bawana 400 KV Bamholi 220 KV Pappankalan 400 KV Mundka 220 KV Tileri Kalan 220 KV HC Mathur Tane 400 220 KV Mandoli) & Other Assets including CWIP	₹ 4,28,139.51	₹ 20,000.00	₹ 4,08,139.51

The value of Net Block together with the value of CWIP (Capital Work in Progress) as on 30/09/2015 (as per the books of accounts) works out to ₹ 4,28,139.51 Lakhs (Net Asset ₹ 4,05,229.75 Lakhs & CWIP ₹ 22,909.76 Lakhs) & same is available for Debenture Holders & Banks whose total liability as on 30/09/2015 works out to ₹1,00,711.96 Lakhs (Loans Secured by Pari Passu charge over assets of the company). Further Delhi Transco Limited has created Debenture Redemption Reserve (DRR) out of its profit to the tune of ₹ 10,000 Lakhs as on 30/09/2015.

For Bhushan Bensal Jain Associates
Chartered Accountants

ERN:003884N




(CA.Ravi Bhardwaj)

Partner


Membership No.80656

Place: New Delhi

Date:04.11.2015


P. K. MALLIK
ED (CG) & CS
DELHI TRANSCO LIMITED
(A Govt. of NCT of Delhi Undertaking)
Shakti Sadan, Kotla Marg
New Delhi-110002

15 year DTL Bonds for Rs. 200 crores on half yearly interest @ 09.5% to be redeemed in 10 equal installments from Six year and onward					
Date	Principal	Interest	Redemption	Payment	Balance
02-03-2010	2,00,00,00,000	9,50,00,000	0	9,50,00,000	2,00,00,00,000
02-09-2010	2,00,00,00,000	9,50,00,000	0	9,50,00,000	2,00,00,00,000
02-03-2011	2,00,00,00,000	9,50,00,000	0	9,50,00,000	2,00,00,00,000
02-09-2011	2,00,00,00,000	9,50,00,000	0	9,50,00,000	2,00,00,00,000
02-03-2012	2,00,00,00,000	9,50,00,000	0	9,50,00,000	2,00,00,00,000
02-09-2012	2,00,00,00,000	9,50,00,000	0	9,50,00,000	2,00,00,00,000
02-03-2013	2,00,00,00,000	9,50,00,000	0	9,50,00,000	2,00,00,00,000
02-09-2013	2,00,00,00,000	9,50,00,000	0	9,50,00,000	2,00,00,00,000
02-03-2014	2,00,00,00,000	9,50,00,000	0	9,50,00,000	2,00,00,00,000
02-09-2014	2,00,00,00,000	9,50,00,000	0	9,50,00,000	2,00,00,00,000
02-03-2015	2,00,00,00,000	9,50,00,000	0	9,50,00,000	2,00,00,00,000
02-09-2015	2,00,00,00,000	9,50,00,000	0	9,50,00,000	2,00,00,00,000
02-03-2016	2,00,00,00,000	9,50,00,000	20,00,00,000	29,50,00,000	1,80,00,00,000
02-09-2016	1,80,00,00,000	8,55,00,000	0	8,55,00,000	1,80,00,00,000
02-03-2017	1,80,00,00,000	8,55,00,000	20,00,00,000	28,55,00,000	1,60,00,00,000
02-09-2017	1,60,00,00,000	7,60,00,000	0	7,60,00,000	1,60,00,00,000
02-03-2018	1,60,00,00,000	7,60,00,000	20,00,00,000	27,60,00,000	1,40,00,00,000
02-09-2018	1,40,00,00,000	6,65,00,000	0	6,65,00,000	1,40,00,00,000
02-03-2019	1,40,00,00,000	6,65,00,000	20,00,00,000	26,65,00,000	1,20,00,00,000
02-09-2019	1,20,00,00,000	5,70,00,000	0	5,70,00,000	1,20,00,00,000
02-03-2020	1,20,00,00,000	5,70,00,000	20,00,00,000	25,70,00,000	1,00,00,00,000
02-09-2020	1,00,00,00,000	4,75,00,000	0	4,75,00,000	1,00,00,00,000
02-03-2021	1,00,00,00,000	4,75,00,000	20,00,00,000	24,75,00,000	80,00,00,000
02-09-2021	80,00,00,000	3,80,00,000	0	3,80,00,000	80,00,00,000
02-03-2022	80,00,00,000	3,80,00,000	20,00,00,000	23,80,00,000	60,00,00,000
02-09-2022	60,00,00,000	2,85,00,000	0	2,85,00,000	60,00,00,000
02-03-2023	60,00,00,000	2,85,00,000	20,00,00,000	22,85,00,000	40,00,00,000
02-09-2023	40,00,00,000	1,90,00,000	0	1,90,00,000	40,00,00,000
02-03-2024	40,00,00,000	1,90,00,000	20,00,00,000	21,90,00,000	20,00,00,000
02-09-2024	20,00,00,000	95,00,000	0	95,00,000	20,00,00,000
02-03-2025	20,00,00,000	95,00,000	20,00,00,000	20,95,00,000	0
		2,09,00,00,000		4,09,00,00,000	


 P. K. MALLIK
 ED (CG) & CS
 DELHI TRANSCO LIMITED
 (A Govt. of NCT of Delhi Undertaking)
 Shakti Sadan, Kotla Marg
 New Delhi-110002

Annexure - 'c'



Rating Rationale

April 20, 2016
Mumbai

Delhi Transco Limited

Rating Reaffirmed

Bonds Aggregating Rs.7 Billion

CRISIL BBB+/Negative (Reaffirmed)

CRISIL's rating on the long term bonds of Delhi Transco Limited (DTL) continues to reflect its established market position driven by its monopoly in the intra-state power transmission business in Delhi, its full recovery of costs supported by the regulated tariff structure, and its efficient operations. These rating strengths are partially offset by the company's weak counterparty credit profile leading to delays in realisation of the receivables, exposure to risks related to implementation of its large, capital expenditure (capex) plans, and its modest financial risk profile.

The rating reaffirmation centrally factors in CRISIL's expectation that the contempt of court case filed by DTL for recovery of dues from BSES Rajdhani Power Ltd (BRPL) and BSES Yamuna Power Ltd (BYPL) will have a favourable outcome for DTL and will at the least start resulting in realisation of current dues from these discoms over the next 3 to 4 months improving DTL's liquidity position. In light of the same, start of timely realisation of current transmission charges from BRPL and BYPL over the near term will be a key rating sensitivity factor. DTL had filed a contempt of court case against BRPL and BYPL on account of discontinuation of payment of current dues since October 2014 and December 2014 respectively. The Hon'ble Supreme court had on March 26, 2014, ordered BYPL and BRPL to clear all current dues to DTL starting from January 2014 until the issues regarding the regulatory assets in the books of discoms are resolved.

DTL enjoys a natural monopoly and transmits power from the central generating utilities, Pragati Power Corporation Ltd (PPCL) and Indraprastha Power Generation Company Ltd (IPGCL), and from other private generators to discoms in Delhi. DTL's monopoly is likely to continue even over the long term, as the economies of power transmission do not favour multiple competing networks in the same area. Also, as the designated state transmission utility (STU), it plans and coordinates the wheeling of power and plays a crucial role in the state's economy, as the entire power available in the state flows through its network.

Moreover, DTL operates under a well-developed regulatory framework. DTL's tariff is determined by Delhi Electricity Regulatory Commission (DERC); the tariff enables DTL to recover its expenses and allows for return on capital employed (RoCE, which includes interest cost) based on network availability provided it meets DERC's stipulated operating norms. DTL has been able to continuously recover the revenues as set in tariff orders issued by DERC supported by its efficient operations with line availability of more than 99 percent for 11 months through February 2016, as against the performance benchmark of 98 percent set by regulator for full recovery of costs and RoCE.

These rating strengths are partially offset by DTL's exposure to weak counterparty risk profile. The company's major counterparties, BRPL and BYPL, have a weak financial risk profile because of high regulatory assets (Rs.148.38 billion in BRPL and Rs.91.28 billion in BYPL as on March 31, 2014¹) and weak gearing. CRISIL believes that this has led to weak recovery of receivables for DTL over the past five years; receivables increased to Rs.16.63 billion as on December 31, 2015, from Rs.3.79 billion as on March 31, 2011. This build up is despite GoNCTD directly paying the power subsidy, attributable to BRPL and BYPL, to DTL in 2015-16 amounting to Rs.1.48 billion. Such a large build-up in receivables has adversely impacted the liquidity, and consequently, the financial risk profile of DTL. Hence recovery of receivables will be a key rating sensitivity factor over the near term. However, the financial risk profile is supported by flexibility to defer payment of interest and principal obligations to GoNCTD and Delhi Power Company Ltd (DPCL), which together constitute up to half the total debt outstanding as on December 31, 2015.

Moreover, DTL's cash flows are dependent on successful implementation and subsequent approval of its capex by DERC. DTL's capex was Rs.24.19 billion between March 31, 2010, and March 31, 2015, of which Rs.3.20 billion was capital work-in-progress as on March 31, 2015. This capex needs to be approved by DERC to enable DTL to recover the expenses by way of tariff; DTL suffered a large negative true-up in revenue of 2013-14 (refers to financial year, April 1 to March 31) of Rs.10.35 billion primarily due to downward revision in the capitalisation approved by DERC from 2007-08 to 2011-12 in the tariff order released in July 2013 as a result of lower actual capex incurred during the period. Hence CRISIL believes capitalisation approved in subsequent tariff orders of DERC will be a key monitorable.

Outlook: Negative

CRISIL believes DTL's financial risk profile and liquidity could deteriorate further if delays in realisation from discoms continue over the near to medium term. The rating may be downgraded in case realisations of current dues from BRPL and BYPL do not start over the near term or if DTL's financial flexibility reduces due to change in its ability to defer payments to GoNCTD or DPCL. Conversely, the outlook may be revised to 'Stable' if debtor realisation from discoms improves, leading to improvement in DTL's liquidity.

About the Company

DTL, established in 2001, is wholly owned by GoNCTD with a direct holding of 93.4 percent and holding through

CRISIL RATING
DELHI TRANS CO LIMITED
1/5

DPCL of 6.6 percent. As envisioned in the Delhi Electricity Reform (Transfer Scheme) Rules, 2001, the erstwhile Delhi Vidyut Board was unbundled into one holding company (DPCL), two generation companies (IPGCL and PPCL), a transmission company (DTL), and three discoms (South-West Delhi Electricity Distribution Company Ltd, Central-East Delhi Electricity Distribution Company Ltd, and North-Northwest Delhi Distribution Company Ltd). The three discoms were privatised and were renamed BRPL and BYPL, and North Delhi Power Ltd (now TPDDL). DTL was initially involved in transmission and bulk power trading. Under the provisions of the Electricity Act 2003, DTL divested its bulk supply business in April 2007; this business was transferred to the three discoms. All power purchase agreements signed with DTL by the central power utilities, state generating companies, and private generators, were transferred to the three discoms. As a result of the transfer, DTL is currently involved in transmission and has been designated as the STU in the National Capital Territory of Delhi.

DTL reported a net profit of Rs.3.24 billion on sales of Rs.8.39 billion for 2014-15, against a net loss of Rs.2.00 billion on sales of Rs.5.47 billion for 2013-14.

¹Comparison of Staff Paper based on BRPL, BYPL, Tata Power Delhi Distribution Ltd (PDDL) Petition for True up for 2012-13, APR for 2013-14, and ARR for 2014-15 (DERC Website).

Media Contacts	Analytical Contacts	Customer Service Helpdesk
<p>Tanuja Abhinandan Media Relations CRISIL Limited Phone: +91 22 3342 1818 Email: tanuja.abhinandan@crisil.com</p> <p>Jyoti Parmar Media Relations CRISIL Limited Phone: +91 22 3342 1835 E-mail: jyoti.parmar@crisil.com</p>	<p>Sudip Sural Senior Director - CRISIL Ratings Phone: +91 124 672 2000 Email: sudip.sural@crisil.com</p> <p>Sridhar C Director - CRISIL Ratings Phone: +91 22 3342 3546 Email: chandrasekhar.sridhar@crisil.com</p>	<p>Timings: 10.00 am TO 7.00 pm Toll free Number: 1800 267 1301 Email: CRISILratingdesk@crisil.com</p>

P. K. MALLIK
ED (CG) & CS
DELHI TRANSCO LIMITED
(A Govt. of NCT of Delhi Undertaking)
Shakti Sadan, Kolla Marg
New Delhi-110002

C. An


DIRECTOR
ED (CG) & CS
DELHI TRANSCO LIMITED
(A Govt. of NCT of Delhi Undertaking)
Shekhi Sadan, Kotla Marg
New Delhi-110002

Note for Media:

This rating rationale is transmitted to you for the sole purpose of dissemination through your newspaper / magazine / agency. The rating rationale may be used by you in full or in part without changing the meaning or context thereof but with due credit to CRISIL. However, CRISIL alone has the sole right of distribution (whether directly or indirectly) of its rationales for consideration or otherwise through any media including websites, portals etc.

Note on complexity levels of the rated instrument:

CRISIL complexity levels are assigned to various types of financial instruments. The CRISIL complexity levels are available on www.crisil.com/complexity-levels. Users are advised to refer to the CRISIL complexity levels for instruments that they consider for investment. Users may also call the Customer Service Helpdesk with queries on specific instruments.

About CRISIL

CRISIL is a global analytical company providing ratings, research, and risk and policy advisory services. We are India's leading ratings agency. We are also the foremost provider of high-end research to the world's largest banks and leading corporations.

About CRISIL Ratings

CRISIL Ratings is part of CRISIL Limited ("CRISIL"). We pioneered the concept of credit rating in India in 1987. CRISIL is registered in India as a credit rating agency with the Securities and Exchange Board of India ("SEBI"). With a tradition of independence, analytical rigour and innovation, CRISIL sets the standards in the credit rating business. We rate the entire range of debt instruments, such as, bank loans, certificates of deposit, commercial paper, non-convertible/convertible/partially convertible bonds and debentures, perpetual bonds, bank hybrid capital instruments, asset-backed and mortgage-backed securities, partial guarantees and other structured debt instruments. We have instituted several innovations in India in the rating business, including rating municipal bonds, partially guaranteed instruments and microfinance institutions. We pioneered a globally unique rating service for Small and Medium Enterprises (SMEs). We have significantly extended the accessibility to rating services to a wider market.

CRISIL PRIVACY NOTICE

CRISIL respects your privacy. We use your contact information, such as your name, address, and email id, to fulfil your request and service your account and to provide you with additional information from CRISIL and other parts of McGraw Hill Financial you may find of interest.

For further information, or to let us know your preferences with respect to receiving marketing materials, please visit www.crisil.com/privacy. You can view McGraw Hill Financial's Customer Privacy Policy at <http://www.mhfi.com/privacy>.

Last updated: August, 2014

DISCLAIMER

This disclaimer forms part of and applies to each credit rating report and/or credit rating rationale that we provide (each a "Report"). For the avoidance of doubt, the term "Report" includes the information, ratings and other content forming part of the Report. The Report is intended for the jurisdiction of India only. This Report does not constitute an offer of services. Without limiting the generality of the foregoing, nothing in the Report is to be construed as CRISIL providing or intending to provide any services in jurisdictions where CRISIL does not have the necessary licenses and/or registration to carry out its business activities referred to above. Access or use of this Report does not create a client relationship between CRISIL and the user.

We are not aware that any user intends to rely on the Report or of the manner in which a user intends to use the Report. In preparing our Report we have not taken into consideration the objectives or particular needs of any particular user. It is made abundantly clear that the Report is not intended to and does not constitute an investment advice. The Report is not an offer to sell or an offer to purchase or subscribe for any investment in any securities, instruments, facilities or solicitation of any kind or otherwise enter into any deal or transaction with the entity to which the Report pertains. The Report should not be the sole or primary basis for any investment decision within the meaning of any law or regulation (including the laws and regulations applicable in the US).

Ratings from CRISIL Rating are statements of opinion as of the date they are expressed and not statements of fact or recommendations to purchase, hold, or sell any securities / instruments or to make any investment decisions. Any opinions expressed here are in good faith, are subject to change without notice, and are only current as of the stated date of their issue. CRISIL assumes no obligation to update its opinions following publication in any form or format although CRISIL may disseminate its opinions and analysis. CRISIL rating contained in the Report is not a substitute for the skill, judgment and experience of the user, its management, employees, advisors and/or clients when making investment or other business decisions. The recipients of the Report should rely on their own judgment and take their own professional advice before acting on the Report in any way.

Neither CRISIL nor its affiliates, third party providers, as well as their directors, officers, shareholders, employees or agents (collectively, "CRISIL Parties") guarantee the accuracy, completeness or adequacy of the Report, and no CRISIL Party shall have any liability for any errors, omissions, or interruptions therein, regardless of the cause, or for the results obtained from the use of any part of the Report. EACH CRISIL PARTY DISCLAIMS ANY AND ALL EXPRESS OR IMPLIED WARRANTIES, INCLUDING, BUT NOT LIMITED TO, ANY WARRANTIES OF MERCHANTABILITY, SUITABILITY OR FITNESS FOR A PARTICULAR PURPOSE OR USE. In no event shall any CRISIL Party be liable to any party for any direct, indirect, incidental, exemplary, compensatory, punitive, special or consequential damages, costs, expenses, legal fees, or losses (including, without limitation, lost income or lost profits and opportunity costs), in connection with any use of any part of the Report even if advised of the possibility of such damages.

CRISIL Ratings may receive compensation for its ratings and certain credit-related analyses, normally from issuers, underwriters of the instruments, facilities, securities or from obligors. CRISIL's public ratings and analysis are required to be disclosed under the regulations of the Securities and Exchange Board of India (and other applicable regulations, if any) are made available on its web sites, www.crisil.com (free of charge). Reports with more detail and additional information may be available for subscription at a fee - more details about CRISIL ratings are available here: www.crisilratings.com.

CRISIL and its affiliates do not act as a fiduciary. While CRISIL has obtained information from sources it believes to be reliable, CRISIL does not perform an audit and undertakes no duty of due diligence or independent verification of any information it receives and / or relies in its Reports.

CRISIL keeps certain activities of its business units separate from each other in order to preserve the independence

and objectivity of the respective activity. As a result, certain business units of CRISIL may have information that is not available to other CRISIL business units. CRISIL has established policies and procedures to maintain the confidentiality of certain non-public information received in connection with each analytical process. CRISIL has in place a ratings code of conduct and policies for analytical firewalls and for managing conflict of interest. For details please refer to: <http://www.crisil.com/ratings/highlighted-policy.html>

CRISIL's rating criteria are generally available without charge to the public on the CRISIL public web site, www.crisil.com. For latest rating information on any instrument of any company rated by CRISIL you may contact CRISIL RATING DESK at CRISILratingdesk@crisil.com, or at (0091) 1800 267 1301.

This Report should not be reproduced or redistributed to any other person or in any form without a prior written consent of CRISIL.


All rights reserved @ CRISIL

April 20, 2016

<http://www.crisil.com>

Stay Connected | CRISIL Website | Twitter  | LinkedIn  | YouTube  | Facebook 

CRISIL has revised its rating symbols and definitions with effect from July 11, 2011, to comply with the SEBI circular, 'Standardisation of Rating Symbols and Definitions'. The revised rating symbols carry the prefix, 'CRISIL'. The rating symbols for short-term instruments have been revised to 'CRISIL A1', 'CRISIL A2', 'CRISIL A3', 'CRISIL A4', and 'CRISIL D' from the earlier 'P1', 'P2', 'P3', 'P4', and 'P5', respectively. The revision in the rating symbols and definitions is not to be construed as a change in the ratings. For details on revised rating symbols and definitions, please refer to the document, 'Revision of Rating Symbols and Definitions', at the link, <http://www.crisil.com/ratings/credit-rating-scale.html>


ED (CG) & CS
DELHI TRANSCO LIMITED
(A Govt. of NCT of Delhi Undertaking)
Shakti Sadan, Ring Road
New Delhi-110002

Delhi Transco Limited

Full Rating Report

Ratings

Long-Term Issuer Rating	IND A+
Long-Term Loans	IND A+
Long-Term Bonds	IND A+
Fund-based working capital limits	INDA+/IND A1
Non-fund-based working capital limits	IND A+/IND A1

Outlook

Long-Term Issuer Rating	Stable
-------------------------	--------

Financial Data

Delhi Transco Limited		
Particulars	FY13	FY12
Revenue (INRm)	7,858	14,122
EBITDA (INRm)	4,772	12,780
EBITDA margin (%)	60.7	90.5
Cash (INRm)	2,581	5,075
Debt (INRm)	19,596	20,291
Net leverage (x)	3.6	1.2

Key Rating Drivers

Strong Linkages with GoNCTD: The ratings factor in the strong operational, legal and strategic linkages between the government of National Capital Territory Delhi (GoNCTD) and Delhi Transco Limited (DTL). GoNCTD's shareholding in DTL stands at 93.4% and it has supported DTL by way of equity infusion, conversion of loans to equity and debt support for new capex. The ratings also factor the flexibility enjoyed by DTL for interest and principal repayments on GoNCTD's loans. The ratings also reflect DTL's position as a key vehicle in furthering GoNCTD's social and infrastructural obligations in Delhi's power sector.

Regulated Business Operations: The ratings benefit from DTL's monopoly status in its license area and high operating efficiencies. The ratings also factor in the low levels of business risk as the company operates under a regulated tariff regime. The stable and transparent regulatory process determines tariffs on a multi-year basis and assures recovery of fixed costs with 14% return on equity.

Revenue Claw-back during FY14 Higher than Expected: During DTL's true-up petition the Delhi Electricity Regulatory Commission (DERC) directed a claw back of INR10.35bn including carrying cost till FY14. This is higher than DTL's expectation of INR4.66bn and Ind-Ra's expectation of INR7.3bn. The claw-back has been on account of lower-than-allowed capital expenditure incurred by DTL over FY08-FY12. DERC had determined the annual revenue requirement of the company based on a cumulative capitalisation of INR30bn over FY08-FY12, however in the true-up order, the capitalisation leading to this claw-back is INR13bn. The entire claw-back has been adjusted in the FY14 annual revenue requirement (ARR).

DVB Arrears Allowed: Delhi Vidyut Board's (DVB) arrears totalling INR16.87bn as of FYE14 including the carrying cost have been allowed to DTL by DERC. During FY14, DERC has allowed recovery of only INR5.41bn. However, it has not spelt out a clear timeframe for recovery of the balance amount. This is most likely to be allowed over a period of three to five years.

Counterparty Profile: DTL derives a bulk of its revenues (65%-70%) from distribution companies (discoms) such as BSES Rajdhani Power Limited and BSES Yamuna Power Limited and given the weak financial profile of these entities, the recovery of dues has remained a challenge. DTL however, was able to contain its debtors at INR10.3bn as of FYE14 (FYE13: INR10.2bn) through receipt of payments by way of subsidy diversion and unscheduled interchange diversion on the behest of GoNCTD.

FY14 Leverage Increases: On account of the entire claw-back totalling INR10.35bn while allowance of only INR5.41bn for DVB arrears, the ARR for DTL was INR5bn, however INR4bn had to be passed on to the pension trust leading to a sharp drop in EBITDA to INR66m in FY14. Along with the additional debt taken for meeting its capital expenditure programme and lower recovery from counterparties, the net leverage is expected to be high in FY14. However, in FY15, leverage is likely to decline to comfortable levels given that no claw-back is expected and INR7.35bn ARR has been finalised by the DERC for FY15.

Analysts

Vivek Jain
+91 11 4356 7249
vivek.jain@indiaratingsco.in

Salil Garg
+91 11 4356 7244
salil.garg@indiaratings.co.in

Efforts to Resolve Issues: DTL expects to recover its current dues under the Supreme Court's recent directive on payment of current dues by discoms in Delhi. However, the implementation of the directive and actual recovery of current bills remains to be seen. In addition, DERC is finalising a roadmap for liquidating the past regulatory assets of the discoms in Delhi which could ease the cash flow situation for these entities and lead to recovery of DTL's outstanding dues.

Rating Sensitivities


Negative: Negative rating guidelines include non-recovery of past dues, a build-up in receivables from the discoms in Delhi or a weakening of linkages with GoNCTD.

Debt Structure

DTL's debt was INR203bn with cash balances of INR22.2bn as of FYE14 (FYE13: INR19.6bn). Ind-Ra expects the overall debt to stay largely at the same levels despite the planned annual capex of INR4bn-INR4.5bn driven by the recovery of past debtors and improvement in EBITDA in FY15.


Applicable Criteria

Corporate Rating Methodology
(September 2012)


K. K. MALLIK
ED (CG) & CS
DELHI TRANSCO LIMITED
(A Govt. of NCT of Delhi Undertaking)
Shakti Sedan, Kotia Marg
New Delhi-110002

Key Contents

	Pages
Summary	
Key Rating Issues	4
Financial Expectations	9
Peer Analysis	10
Historical Financial Information	12


P. N. MALLIK
ED (CG) & CS
DELHI TRANSCO LIMITED
(A Govt. of NCT of Delhi Undertaking)
Shakti-Sadan, Kalla Marg
New Delhi-110002

Key Rating Issues

Cost-plus RoCE Business Model

DTL operates its transmission network on the cost-plus RoCE model under the DERC framework. The cost-plus model ensures a cost recovery including interest on term loans and loan repayments along with a fixed RoE (14% post tax). This ensures high stability and predictability of cash flows. Forex risk can also be passed on to off-takers. However, DERC follows a multi-year-tariff (MYT) framework wherein the tariff is set for a period of three years referred to as the control period. The MYT framework leads to high cash flow certainty during the control period. However, at the end of the final year of the control period when the true-up is done, it could lead to cash flow mismatches during the year following the final year of the control period.

Revenue Claw-back Higher Than Expected

DTL's ARR is primarily governed by the level of fixed asset capitalisation it achieves. Since DERC follows an MYT framework for tariff setting, a projected fixed asset capitalisation based on the plans submitted by DTL is considered by DERC while arriving at the ARR. Over FY08-FY12, DERC considered a fixed asset capitalisation of INR30bn. However during the true-up the commission has considered a capitalisation of only INR12.85bn.

Figure 1

Capex Approved in Earlier MYT and Approved During True-Up

Particulars (INRbn)	FY08	FY09	FY10	FY11	FY12	Total
Capex approved by commission earlier	1.90	1.85	12.00	7.00	7.23	29.98
Capex in True-up Order	0.47	1.04	0.65	5.85	4.84	12.85
% achieved	25	56	5	84	67	43

Source: Ind-Ra, DTL

Hence, the company's billings, based on the approved ARR, were higher than it is entitled to under the regulatory framework. As per DTL's petition, excess billing of INR4.66bn had been done which the regulator was to claw back from DTL post finalisation of true-up. However, the regulator has clawed back INR7.13bn over the period FY08-FY12 excluding the carrying cost. Including the carrying cost the cumulative claw-back stood at INR8.38bn till FYE12 and INR10.35bn as of FYE14. The claw-back amount is higher than Ind-Ra and DTL's expectation.

Figure 2

ARR Approved in Earlier MYT and Approved During True-Up

Particulars (INRbn)	FY08	FY09	FY10	FY11	FY12	Total
ARR approved by commission earlier	2.06	2.34	3.55	5.41	7.09	20.45
ARR in True-up Order	1.86	1.96	2.31	3.11	4.08	13.32
Difference	0.20	0.38	1.24	2.30	3.01	7.13

Source: Ind-Ra, DTL

DVB Arrears Allowed

Post the unbundling of DVB, DERC had held that the arrears pertaining to the pre-privatisation period to be paid by discoms to Delhi Power Company (holding company) be treated as receivable by DTL instead of the Delhi holding company. DERC adjusted DTL's revenue requirements downward by INR2.1bn for FY03 and FY04, INR2.1bn for FY05 and FY06 and INR2.18bn for FY07, a cumulative of INR6.37bn.

DTL filed an appeal before ATE, which subsequently passed an order, stating that DTL was not entitled to receive any payment from the holding company as per the provisions of the unbundling and hence DTL's ARR must be revised. However, till FY13, DERC did not allow this amount to DTL. However, in the order passed by DERC on 31st July 2013, DERC has finally recognised the DVB arrears along with carrying cost of INR13.66bn as of FYE12 and INR16.87bn as of FYE14.

Cash Flow Mismatch in FY14

DTL witnessed a cash-flow mismatch in FY14 as DERC allowed the full claw-back on account of the true up during FY14 while the recovery of DVB arrears has been made gradual. This also led to net revenues of mere INR1bn during FY14 and significant EBITDA erosion. The EBITDA erosion would occur on account of the low revenue and the fact that DTL incurs operating expenses of nearly INR800m-INR1bn annually. DTL will have to rely on additional debt to meet its interest obligations, and tide over the cash flow mismatch on account of this allowance timing mismatch by the commission in FY14. However, the situation is expected to return to normalcy in FY15.

Purely on account of the claw back of excess revenue (INR10.35bn) and allowance of DVB arrears (INR16.87bn) DTL should have had additional revenues of INR6.52bn (INR16.87bn-INR10.35bn). However, the commission has not allowed the same timeframe for both the claw-back and the DVB arrear allowance.

DVB arrears have been allowed to be recovered over a longer time-frame at the discretion of the commission so as not to burden the consumers during a single year. On the other hand, the revenue claw-back has been allowed in a single year, i.e. the entire INR10.35bn has been made recoverable from DTL in FY14 itself while only INR5.41bn towards DVB arrears has been allowed to be recovered by DTL from beneficiaries during FY14. This has resulted in negative adjustment of INR4.94bn in FY14.

In addition to this DTL was allowed INR4bn towards payment to pension trust. This is just an accounting entry as the same will have to be passed on to the pension trust. So the tariff structure for FY14 was as follows

Figure 3

ARR Break-Down for FY14

Particulars	Amount (INRbn)
ARR for FY14	+5.93
Less: Revenue claw-back in FY14	-10.35
Add: DVB arrears allowed by commission to be recovered	+5.41
Add: payment to pension trust	+4.00
Total ARR for FY14	+5.00
Payments passed on to pension trust	-4.00
Net ARR	1.00

Source: Ind-Ra, DTL

Weak Counterparty Profile

DTL counterparties include discoms operating in Delhi, including - New Delhi Municipal Corporation (NDMC), BSES Rajdhani Private Limited (BRPL), BSES Yammuna Private Limited (BYPL), Military Engineer Services (MES) and Tata Power Delhi Distribution Limited (TPDDL). DTL derives nearly 65%-70% of its revenues from sale to BRPL and BYPL. The counter-party profile of both these discoms is weak and they have been delaying payments to the generators and DTL.

Figure 4

Revenues and Debtors

Particulars (INRm)	FY09	FY10	FY11	FY12	FY13	FY14
Debtors	2,160	2,989	3,787	9,411	10,260	10,313
Revenues	2,554	2,501	4,542	14,122	7,856	5,100

Source: Ind-Ra, DTL

Earlier DTL used to get part of the subsidy payments that GoNCTD paid BRPL and BYPL. However, beginning April 2014, since the subsidy in Delhi has been done away with, the subsidy payments being received by DTL would no longer be available. DTL till subsidy reinstatement is 100% dependent on the two discoms for receipt of payment.

According to the bulk power transmission agreement (BPTA) between Transco and the discoms, DTL has the option of discontinuing or deregulating transmission of power to the distributing companies in case of default, however, DTL could not take such an action as it is a politically sensitive decision.

Other than BRPL and BYPL, all discoms operating in Delhi have been making timely payments. DTL has been actively following up with both BRPL and BYPL for resolution of the outstanding dues. DTL is entitled to charge surcharge income from BRPL and BYPL on late payment of bills. However, the company has conservatively not been booking the surcharge as part of income currently in the P&L.

Figure 5

Debtor Break-Down Discom Wise

Discom (INRm)	FY12	FY13	FY14
BRPL	4,923	5,447	5,601
BYPL	3,126	3,636	3,296
NDPL	1,141	910	1,168
MES	35	5	3
NDMC	261	210	244
Total	9,411	10,209	10,313

Source: Ind-Ra, DTL

Figure 6

% Debtor Break-Down Discom Wise

Discom (INRm)	FY12	FY13	FY14
BRPL	52%	53%	54%
BYPL	33%	36%	32%
NDPL	12%	9%	11%
MES	0%	0%	0%
NDMC	3%	2%	2%
Total	100%	100%	100%

Source: Ind-Ra, DTL

Efforts to Resolve the Counterparty Payment Issue

DTL expects to recover its current dues under the Supreme Court's recent directive on payment of current dues by discoms in Delhi. However, the implementation of the directive and actual recovery of current bills remains to be seen. In addition, DERC is finalising a roadmap for liquidating the past regulatory assets of the discoms in Delhi which could ease the cash flow situation for these entities and lead to recovery of DTL's outstanding dues. Additionally, the tariffs for Delhi discoms have been increased which is likely to ease the cash flow problems faced by the discoms.

Support from GoNCTD

GoNCTD continues to support DTL by way of short-term and long-term loans at competitive rate with a 12 to 15 year maturity profile. DTL relies on loans from GNCTD for its capex programme though it also has access to long-term loans from the banking system. Moreover, DTL has in the past got sanctions for conversion of loan into equity from GNCTD. It also enjoys the possibility of deferment of interest and principal repayment on GNCTD loans.

Figure 7

Support from GoNCTD

Particulars (INRm)	FY09	FY10	FY11	FY12	FY13	FY14
Conversion of loan to equity by GNCTD			2.39			
Outstanding loans from GNCTD	4.50	4.41	0.44	6.04	5.79	7.47
Outstanding loans from DPCL					1.5	2.0

Source: Ind-Ra, DTL

Leverage Increases

DTL's leverage is likely to be elevated in FY14 on account of the significant decline in EBITDA in FY14 due to the entire claw-back of INR10.35bn while allowance of only INR5.41bn for DVB arrears. Additionally, the debt required for the capital expenditure and the lower recovery from counterparties lead to additional borrowing impacting the leverage further. Ind-Ra expects the leverage to decline in FY15 on account of the expected improvement in EBITDA driven by the ARR of INR7.35bn finalised for FY15 by DERC.

Figure 8
Leverage

Particulars	FY10	FY11	FY12	FY13
Debt (INRbn)	10.8	13.3	20.3	19.6
Net leverage (x)	4.12	3.51	1.19	3.57

Source: DTL, Ind-Ra


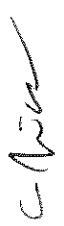

 C. ANAND
 ED (CG) & CS
 DELHI TRANSCO LIMITED
 (A Govt. of NCT of Delhi Undertaking)
 Shakti Sadan, Kotla Marg
 New Delhi-110002

Figure 9

Rating Issues Register

Issue	Ind-Ra's view	Likelihood, timescale, rating impact
Regulated operations	DTL operations would continue under the cost-plus regulated equity framework outlined by DERC, ensuring stable and predictable cash flows.	Likelihood: High Timescale: Continuing Rating impact: Neutral
Operational efficiency	DTL is likely to operate its network efficiently, as reflected through higher network availability than the benchmark.	Likelihood: High Timescale: Continuing Rating impact: Neutral
Cash-flows to improve in FY15	Ind-Ra expects DTL's cash flows to return to normalcy in FY15. FY14 cash flows were impacted due to the full impact of claw back while only part allowance of the DVB arrears.	Likelihood: High Timescale: Continuing Rating impact: Neutral
Weak counterparty profile	The financial profile of two key Delhi discoms BRPL and BYPL continue to remains weak. Though, transmission agreements allow for service discontinuation in case of non-payment by discoms. The possibility of same remains limited as Delhi is the National Capital and power regulation is a politically sensitive issue. An audit has been ordered for the Delhi discoms, the Supreme Court has directed the discoms to continue making the current month bill payments and the tariffs for the discoms have been increased which provide some comfort on the possibility of improvement in the financial health of the discoms.	Likelihood: High Timescale: Continuing Rating impact: Neutral
Linkages with parent	Ind-Ra expects GoNCTD to continue to support DTL through equity, short term and long term loans. In the past debt has also been converted into equity. Additionally, DTL has demonstrated ability to defer principal and interest payments on the loans availed from GoNCTD which provides additional comfort.	Likelihood: High Timescale: Continuing Rating impact: Neutral

Source: Ind-Ra, NHPC



P. K. MALLIK
ED (CG) & CS
DELHI TRANSCO LIMITED
(A Govt. of NCT of Delhi Undertaking)
Shakti Sadan, Kotla Marg
New Delhi-110002

Figure 10

Sector Performance and Expectations

	FY11	FY12	FY13	Expectation
Revenue (INRm)	4,542	14,122	7,858	The net revenue declined to INR1bn in FY14 on account of
EBITDA (INRm)	3,594	12,780	4,772	the claw-back. However revenue is expected to improve to
EBITDA (%)	79.1	90.5	60.7	INR7.35bn in FY15 in line with the ARR finalised by DERC.

Source: Ind-Ra, DTL

Figure 11

Cash Flows

Cash flow (INRm)	FY10	FY11	FY12	FY13
Cash flow from operations	1,092	1,764	4,541	1,037
Capital expenditure	-4,848	-8,401	-7,527	-2,844
Common dividend	-106	-127	0	0
Free cash flow	-3,812	-6,754	-2,986	-1,807

Source: Ind-Ra, DTL

DTL's free cash flow remained negative over FY10-FY13 as it incurred substantial capex for network expansion, up-gradation and strengthening. The cash flow from operations is expected to decline significantly in FY14 driven the claw-back of INR0.35bn.

Debt Structure


DTL has a healthy mix of bank loans and loans from GoNCTD. The loans are largely long-term in nature and used for funding the capex requirements of DTL.

Figure 12

Debt Structure

Particulars (INRm)	FY10	FY11	FY12	FY13
Power bonds	2,000	2,000	2,000	2,000
Bank loans	4,300	10,505	11,990	10,070
Others	318	292	263	235
From state government	4,144	443	6,039	7,290
Overdraft		24		
Total debt	10,762	13,263	20,291	19,595

Source: DTL, Ind-Ra


ED (CG) & CS
DELHI TRANSCO LIMITED
(A Govt. of NCT of Delhi Undertaking)
Shakti Sadan, Kotla Marg
New Delhi-110002

Immediate Peer Group -- Comparative Analysis

Sector Characteristics

Operating Risks

The key operating risk faced by transmission companies' is its ability to keep the network availability higher than the normative levels as a lower availability would lead to under-recovery of fixed costs. Additionally, the projects being undertaken could face time and cost overruns particularly on account of right of way issues and receipt of clearances. Generally, these time and cost overruns are allowed by the regulatory commissions after prudence check. However, any dis-allowance of such costs impacts cash-flows.

Financial Risks

The sector faces two financial risks, namely delays in receipt of payments from off-takers (primarily SPUs) and high financial leverage since most projects are financed in a D/E ratio of 70:30.

Figure 13

Peer Group Analysis

Financial year	Pragati Power Corporation Limited	Indraprastha Power Generation Company Limited	West Bengal State Electricity Transmission Company Limited	Delhi Transco
	(IND A-/Stable) FY13	(IND A-/Stable) FY13	(IND A/Stable) FY12	(IND A+/Stable) FY13
Revenue (INRm)	18,752	9,831	7,241	7,858
EBITDA (INRm)	6,119	2,429	4,922	4,772
EBITDA margins (%)	32.6	24.7	68.0	60.7
Debt (INRm)	27,182	9,277	25,683	19,596
Net adjusted financial leverage (x)	4.44	3.8	4.77	3.57
Gross interest coverage (x)	3.69	3.29	2.73	4.37

Source: Ind-Ra, Companies

Key Credit Characteristics

The key characteristics used to differentiate between ratings in the transmission sector include the size of capital expenditure, funding pattern, network maintenance, execution capability, credit strength of off-taker, collection efficiency, balance sheet strength of company, liquidity cushion and sponsor support among others.

Overview of Companies

Pragati Power Corporation Limited

PPCL operates two gas-based power plants (Pragati Power Station-1 (330MW), Pragati Power Station-III-1371MW) under the regulated cost-plus return on equity (RoE) model, allowing a reasonable RoE along with a recovery of reasonable costs under the regulatory framework. PPCL-I is regulated by the Delhi Electricity Regulatory Commission (DERC) and PPCL-III by the Central Electricity Regulatory Commission (CERC).

Indraprastha Power Generation Company Limited

IPGCL operates both its plants (Rajghat Power House (RPH), Gas Turbine Power Station (GTPS)) under the regulated cost-plus return on equity (RoE) model, allowing a reasonable RoE along with a recovery of reasonable costs under the regulatory framework of Delhi Electricity Regulatory Commission (DERC).

West Bengal State Electricity Transmission Company Limited

WBETCL was incorporated in April 2007, post unbundling of erstwhile West Bengal State Electricity Board (WBSEB) on functional lines in line with the requirement under Electricity Act 2003. WBSEB has been unbundled into WBETCL and West Bengal State Electricity Distribution Company Limited (WBSEDCL). WBETCL is responsible for transmitting power at 400KV, 220KV, 132KV and 66KV throughout West Bengal.

Key Debt Instruments as on 30 July 2014

Figure 14

Long-Term Loans/Facilities

Loan	Rating	Outstanding/Sanction (INRm)
Allahabad Bank	IND A+	637
State Bank of India	IND A+	4,363
Total long term loans		5,000

Source: Ind-Ra, DTL

Figure 15

Bonds

Bonds	Rating	Outstanding/Sanction (INRm)
Bond programme	IND A+	2,000
Proposed bond programme	IND A+	5,000
Total bonds programme		7,000

Source: Ind-Ra, DTL

Figure 16

Working Capital Facilities

Non fund-based limits	Rating	Sanction (INRm)
Union Bank of India	IND A+/IND A1	1,000
Total non-fund-based limits	IND A+/IND A1	1,000

Source: Ind-Ra, DTL

Figure 17

Working Capital Facilities

Fund-based limits	Rating	Sanction (INRm)
State Bank of India	IND A+/IND A1	750
Allahabad Bank	IND A+/IND A1	250
Total fund-based limits	IND A+/IND A1	1,000.0

Source: Ind-Ra, DTL

C. Anil Kumar
ED (CG) & CS
DELHI TRANSCO LIMITED
(A Govt. of NCT of Delhi Undertaking)
Shakti Sadan, Kolla Marg
New Delhi-110002



Historical Financial Information

Figure 18

Delhi Transco Limited

(INRm)	2010	2011	2012	2013
Income statement				
Gross revenue (+)	3,363	4,542	14,122	7,858
Revenue growth (%)	3.0	35.0	211.0	-44.4
Operating EBITDA	2,201	3,594	12,780	4,772
Operating EBITDA margin (%)	65.4	79.1	90.5	60.7
Operating EBITDAR	2,201	3,594	12,780	4,772
Operating EBITDAR margin (%)	65.4	79.1	90.5	60.7
Operating EBIT	1,682	2,901	11,818	3,688
Operating EBIT margin (%)	50.0	63.9	83.7	46.9
Gross interest expense	524	587	537	1,091
Pretax income	931	1,676	10,053	3,272
Net income	773	1,342	7,955	2,614
Summary balance sheet				
Cash & equivalents	1,695	634	5,075	2,581
Working capital	-1,296	-1,522	9,200	10,180
Accounts receivable	2,987	3,788	9,411	10,260
Inventory	115	169	218	163
Accounts payable	4,398	5,479	430	243
Total debt with equity credit	10,762	13,263	20,291	19,596
Short-term debt	0	24	0	1,500
Long-term senior secured debt	6,332	12,533	14,010	12,085
Long-term senior unsecured debt	0	0	0	0
Long-term subordinated debt	0	0	0	0
Other debt	4,430	706	6,281	6,011
Equity credit	0	0	0	0
Total adjusted debt with equity credit	10,762	13,263	20,291	19,596
Summary cash flow statement				
Operating EBITDA	2,201	3,594	12,780	4,772
Cash interest	-524	-587	-537	-1,091
Cash tax	-38	-324	-2,098	-906
Non-controlling interest	0	4	3	-119
Other items before FFO	-220	-655	66	281
Funds flow from operations	1,428	2,059	10,313	3,290
Change in working capital	-336	-295	-5,772	-2,254
Cash flow from operations	1,092	1,764	4,541	1,037
Total non-operating/non-recurring cash flow	50	10	0	0
Capital expenditures	-4,848	-8,401	-7,527	-2,844
Common dividends	-106	-127	0	0
Free cash flow	-3,812	-6,754	-2,986	-1,807
Free cash flow margin (%)	-113	-149	-21	-23
Net acquisitions & divestitures	0	2	-44	9
Other cash flow items	0	0	0	0
Cash flow from investing	-4,848	-8,399	-7,571	-2,834
Net debt proceeds	0	0	0	-695
Net equity proceeds	0	3,190	0	0
Cash flow from financing	-2	3,190	442	-696
Total change in cash	-3,814	-3,562	-2,588	-2,493
Coverage ratios (x)				
FFO interest coverage	3.7	4.5	20.0	3.7
FFO fixed charge coverage	3.7	4.5	20.0	3.7
Operating EBITDAR/gross interest expense + rents	-5.1	-8.2	9.8	1.8
Operating EBITDAR/net interest expense + rents	4.3	6.4	29.2	6.5
Operating EBITDA/gross interest expense	4.2	6.1	23.8	4.4
Leverage ratios (x)				
Total adjusted debt/operating EBITDAR	4.9	3.7	1.6	4.1
Total adjusted net debt/operating EBITDAR	4.1	3.5	1.2	3.6
Total debt with equity credit/operating EBITDA	4.9	3.7	1.6	4.1
FFO adjusted leverage	5.5	5.1	1.9	4.9
FFO adjusted net leverage	4.7	4.8	1.4	4.2

Source: Ind-Ra, DTL

(Signature)

P. K. MALLIK
ED (CG) & CS
DELHI TRANSCO LIMITED
(A Govt. of NCT of Delhi Undertaking)
Shakti Sadan, Kotla Marg
New Delhi-110002

The ratings above were solicited by, or on behalf of, the issuer, and therefore, India Ratings and Research has been compensated for the provision of the ratings.

ALL CREDIT RATINGS ASSIGNED BY INDIA RATINGS ARE SUBJECT TO CERTAIN LIMITATIONS AND DISCLAIMERS. PLEASE READ THESE LIMITATIONS AND DISCLAIMERS BY FOLLOWING THIS LINK: [HTTP://WWW.INDIARATINGS.CO.IN/UNDERSTANDINGCREDITRATINGS.JSP](http://www.indiaratings.co.in/understandingcreditratings.jsp) IN ADDITION, RATING DEFINITIONS AND THE TERMS OF USE OF SUCH RATINGS ARE AVAILABLE ON THE AGENCY'S PUBLIC WEBSITE [WWW.INDIARATINGS.CO.IN](http://www.indiaratings.co.in). PUBLISHED RATINGS, CRITERIA, AND METHODOLOGIES ARE AVAILABLE FROM THIS SITE AT ALL TIMES. INDIA RATINGS' CODE OF CONDUCT, CONFIDENTIALITY, CONFLICTS OF INTEREST, AFFILIATE FIREWALL, COMPLIANCE, AND OTHER RELEVANT POLICIES AND PROCEDURES ARE ALSO AVAILABLE FROM THE CODE OF CONDUCT SECTION OF THIS SITE.

Copyright © 2014 by Fitch, Inc., Fitch Ratings Ltd. and its subsidiaries. 33 Whitehall Street, NY, NY 10004. Telephone: 1-800-753-4824, (212) 908-0500. Fax: (212) 480-4435. Reproduction or retransmission in whole or in part is prohibited except by permission. All rights reserved. In issuing and maintaining its ratings, Fitch relies on factual information it receives from issuers and underwriters and from other sources Fitch believes to be credible. Fitch conducts a reasonable investigation of the factual information relied upon by it in accordance with its ratings methodology, and obtains reasonable verification of that information from independent sources, to the extent such sources are available for a given security or in a given jurisdiction. The manner of Fitch's factual investigation and the scope of the third-party verification it obtains will vary depending on the nature of the rated security and its issuer, the requirements and practices in the jurisdiction in which the rated security is offered and sold and/or the issuer is located, the availability and nature of relevant public information, access to the management of the issuer and its advisers, the availability of pre-existing third-party verifications such as audit reports, agreed-upon procedures letters, appraisals, actuarial reports, engineering reports, legal opinions and other reports provided by third parties, the availability of independent and competent third-party verification sources with respect to the particular security or in the particular jurisdiction of the issuer, and a variety of other factors. Users of Fitch's ratings should understand that neither an enhanced factual investigation nor any third-party verification can ensure that all of the information Fitch relies on in connection with a rating will be accurate and complete. Ultimately, the issuer and its advisers are responsible for the accuracy of the information they provide to Fitch and to the market in offering documents and other reports. In issuing its ratings Fitch must rely on the work of experts, including independent auditors with respect to financial statements and attorneys with respect to legal and tax matters. Further, ratings are inherently forward-looking and embody assumptions and predictions about future events that by their nature cannot be verified as facts. As a result, despite any verification of current facts, ratings can be affected by future events or conditions that were not anticipated at the time a rating was issued or affirmed.

The information in this report is provided "as is" without any representation or warranty of any kind. A Fitch rating is an opinion as to the creditworthiness of a security. This opinion is based on established criteria and methodologies that Fitch is continuously evaluating and updating. Therefore, ratings are the collective work product of Fitch and no individual, or group of individuals, is solely responsible for a rating. The rating does not address the risk of loss due to risks other than credit risk, unless such risk is specifically mentioned. Fitch is not engaged in the offer or sale of any security. All Fitch reports have shared authorship. Individuals identified in a Fitch report were involved in, but are not solely responsible for, the opinions stated therein. The individuals are named for contact purposes only. A report providing a Fitch rating is neither a prospectus nor a substitute for the information assembled, verified and presented to investors by the issuer and its agents in connection with the sale of the securities. Ratings may be changed or withdrawn at anytime for any reason in the sole discretion of Fitch. Fitch does not provide investment advice of any sort. Ratings are not a recommendation to buy, sell, or hold any security. Ratings do not comment on the adequacy of market price, the suitability of any security for a particular investor, or the tax-exempt nature or taxability of payments made in respect to any security. Fitch receives fees from issuers, insurers, guarantors, other obligors, and underwriters for rating securities. Such fees generally vary from US\$1,000 to US\$750,000 (or the applicable currency equivalent) per issue. In certain cases, Fitch will rate a' or a number of issues issued by a particular issuer, or insured or guaranteed by a particular insurer or guarantor, for a single annual fee. Such fees are expected to vary from US\$10,000 to US\$1,500,000 (or the applicable currency equivalent). The assignment, publication, or dissemination of a rating by Fitch shall not constitute a consent by Fitch to use its name as an expert in connection with any registration statement filed under the United States securities laws, the Financial Services and Markets Act 2000 of the United Kingdom, or the securities laws of any particular jurisdiction. Due to the relative efficiency of electronic publishing and distribution, Fitch research may be available to electronic subscribers up to three days earlier than to print subscribers.

DELHI TRANSCO LIMITED

(A Govt. of NCT of Delhi Undertaking)

Regd. Office: - Shakti Sadan, Kotla Marg, New Delhi-110002

Corporate Identification Number (CIN) - U40103DL2001SGC111529

Telephone no-23235380- Tele-fax: - 23238064, Website – www.dtl.gov.in

No. F.42/DTL/ 402 / CS/ 2016-17 / 68

Date: 28nd April, 2016


Mr. P. D. Agarwal,
Deputy General Manager and Compliance Officer,
IFCI Limited, IFCI Tower,
61, Nehru Place,
New Delhi

Dear Sir,

Please find enclosed herewith Half Yearly Report of the Company for the period ending March 31, 2016.

Thanking you,

Yours faithfully,
For Delhi Transco Limited



(P.K. Mallik)
Executive Director (C.G.)
& Company Secretary

Encl: As above



DELHI TRANSCO LIMITED
(A Govt. of NCT of Delhi Undertaking)
(Shakti Sadan, Kolla Road)
(New Delhi-110001)

Half Yearly Compliance to be sent to Debenture Holders

A) Compliance in respect to Terms of Debenture Issue

S.No.	Terms of Issue	As per Information Memorandum/Subsription Agreement	Status of Compliance as on 31.03.2016	If fall below stipulated reasons thereof	Action Taken by the Company
1	Asset Coverage Ratio	100%	Half yearly accounts for period ended 31.03.2016 are yet to be finalized.(Compliance Certificate for period ended 30.09.2015 is enclosed)	N.A	N.A
2	Status of Security	Pari-passu 1st charge on fixed asset of the company	Available	N.A	N.A
3	DSCR Requirement	Not specified	N.A	N.A	N.A
4	DRR Requirement	As per companies Act	Rs.100 Cr is the closing balance of DRR as on 31.03.2015 (finalization of accounts for FY 2015-16 is in progress)	N.A	N.A
5	Credit Rating	Crisil::A+/Stable India Rating (Formerly FITCH)::A+(Ind)	Crisil::BBB+/Negative India Rating (Formerly FITCH)::A+(Ind)	The rating downgrade is driven by continued pressure on DTL's cash flows owing to persistant delays in payment by DISCOMs	Follow up for Debtor Realization with the intervention of DERC & GNCTD

B) Details of Payment of Interest/Redemption

S.No.	Due Dates of Interest/redemption during last half year	Interest/Redemption	Status of Payment	If not paid on due date,status as on date
1	03-02-2016	Interest	Paid	N.A
2	03-02-2016	Redemption	Paid	N.A

*We are in process of finalization of accounts, half yearly results for period ended 31.03.2016 will be submitted before May 15,2016

Vikas Nayal
A.M(P)-C/A

C.M
P. K. MALLIK
ED (CO) & CS
DELHI TRANSCO LIMITED
(A Govt. of NCT of Delhi Undertaking)
Shakti Sadan, Kolla Marg
New Delhi-110002